

DILLY DOG'S ACTIVITIES

DANCE AROUND THE D WORDS!

(A game for 2 to 4 players)

- 🌰 Print pages 2 and 3. Each page has 4 pictures of words with the **d** sound, for a total of 8 pictures.
- 🌰 Cut the pictures apart on the dotted lines. Place them in a row on the floor. (Leave some space between the pictures.)
- 🌰 Listen to the words for each picture as they are read aloud.



Now you're ready to dance around the **d** words!

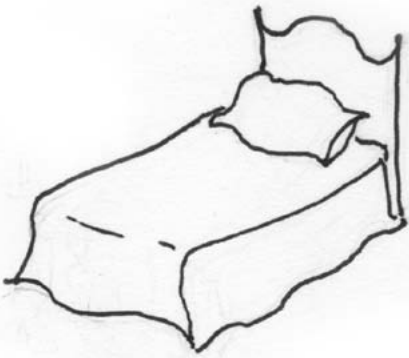



- 🌰 Choose one person to be the leader. Play fun music and follow the leader as you dance around the pictures.
- 🌰 When the music stops, the leader calls out "beginning!" or "end!"
- 🌰 Followers point a toe to a picture with the **d** sound in that position.
- 🌰 The leader checks to see if everyone has chosen correctly.
(NOTE: It's okay for two or more kids to point to the same picture.)

Choose a new leader and begin again!



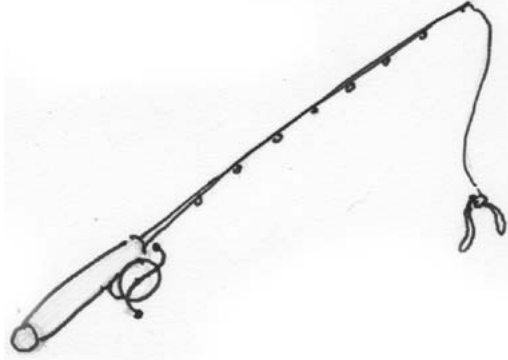



For use with DANCE AROUND THE D WORDS!





For use with DANCE AROUND THE D WORDS!



GROWING DAISY WORDS!

- 🌰 Print page 5. The page shows ten daisies. There is a letter written in the middle of each one.
- 🌰 Lightly color the **d green**; color the **vowels a, i, o red**; color the **consonants b, m, g, p, t black**.
- 🌰 Cut the daisy pictures apart on the dotted lines.

How many three-letter words can you make with the **green d** at the beginning, a **red vowel** in the middle, and a **black consonant** at the end?

(HINT: Some words you can make are: dab, dam, dig, dim, dip, dog, dot.)











How many three-letter words can you make with a **black consonant** at the beginning, a **red vowel** in the middle, and the **green d** at the end?

(HINT: Some words you can make are:
bad, mad, pad, tad, bid, nod, pod.)





For use with GROWING DAISY WORDS!





Hi, kids!




Here is one of my delicious dip recipes. Put on your dancing shoes and get ready to have a party!

Your pal,
Dilly Dog






DILLY DOG'S DILLY DIP FOR VEGETABLES

(Remember! Ask an adult for permission and help before you start.)

-  4 ounce package reduced-fat cream cheese
-  1 Tablespoon reduced-fat mayonnaise
-  4 Tablespoons milk

Mix thoroughly with electric mixer. Blend in:

-  1 minced green onion
-  1 teaspoon minced fresh or dried dill weed
-  1/2 teaspoon no-salt herb seasoning

Refrigerate for at least one hour so flavors can blend.

Serve as a dip for fresh vegetables cut in strips: cucumbers, red bell peppers, carrots, celery, etc.

Be sure to put my recipe in your Animal Antics recipe folder!

NOTE TO PARENT/TEACHER: Make sure children are not allergic to any of the ingredients in this recipe.