

BREEZY VALLEY

AT WORK

# FIREFIGHTERS TO THE RESCUE!

## FIRE SAFETY activity book



Write in  
your own  
Fire Engine  
Siren  
Sound  
Blast!

Color the Firefighters  
and their Engine!

This book  
belongs to ?

---

---

from the  
Breezy Valley  
Fire Department

© R.W. Alley




# FIREFIGHTERS TO THE RESCUE!

## FIRE SAFETY TIPS

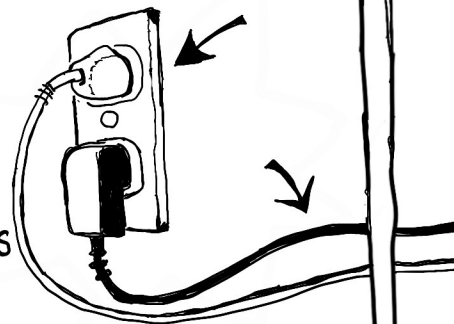
1

Check that the smoke alarm always has fresh batteries.




2

Check that electric plugs are not crowded and electric cords are not cracked or split.



3

Check that cooktops and ovens are **TURNED OFF** when the cooking is done.



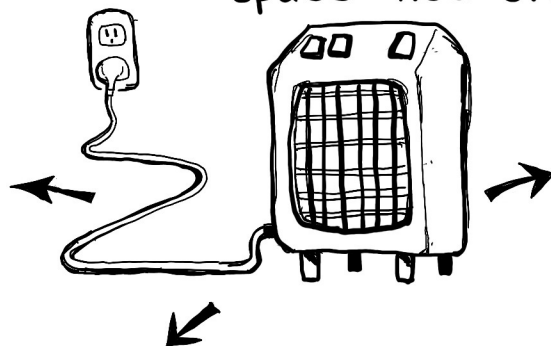
5

Know how to push **9.1.1** to get help fast.



4

Check that there's lots of space around the space heater.



6

Plan an escape path in case of an emergency.



© R.W. Alley


# FIREFIGHTERS TO THE RESCUE!

Help Officer Fox and Chief Piggie  
get water from the hydrant to the nozzle.


TWIST →



(hint: there's more  
than one path.)



BLAST




© R.W. Alley



# FIREFIGHTERS TO THE RESCUE!

Help the Firefighters puzzle out these **CROSSWORD** clues.



## Across Clues: →

1. What protects a firefighter's head?
5. At the Firehouse, these go up before Fire Engines zoom out.
6. Firefighters slide down this.
7. This puts out fires.
9. Often the color of Firefighters' suspenders that keep their pants up.
10. Firefighters use this to chop smoke vents.

## Down Clues: ↓

1. What Firefighters unroll when they first get to a fire.
2. Firefighters climb up this.
3. Fire Engines roll on big, rubber \_\_\_\_\_.
4. What protects a firefighter's toes?
8. This rings when a 9-1-1 call comes into the Firehouse.


## Answers

Across:  
 1. Helmet  
 2. Ladder  
 3. Tires  
 4. Boot  
 5. Doors  
 6. Pole  
 7. Water  
 8. Alarm  
 9. Red  
 10. Ax  
 Down:  
 1. Hose  
 2. Ladder  
 3. Tires  
 4. Boot  
 5. Doors  
 6. Pole  
 7. Water  
 8. Alarm  
 9. Red  
 10. Ax

Don't Peek!

© R.W. Alley

The Alarm is ringing! Officer Gator needs your help!  
Color in his Turnout Gear - get him to his Fire Engine!



Hurry Gator! Hurry!



© R.W. Alley

# FIREFIGHTERS TO THE RESCUE!

Now, make your own Fire Department.

What colors are  
your Pumper Engine?

Who is driving?

zoom

Now, draw your own crew of Firefighters.

© R.W. Alley

