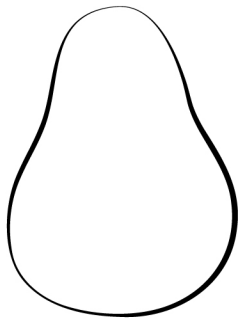


# How to Draw an Arithmechick!


1.

Draw a “pear” shape.




2.

Add wings and tail.




3.

Add a stylish comb!




4.

Don't forget the legs.




5.

Draw a funny expression.



6.

Add some feathers too!



**Last but not least, write some math problems for your chick to solve!**

1.

2.